
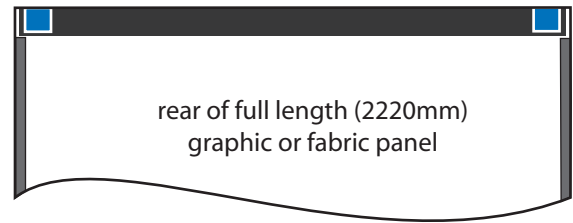


# Conference Set Instructions

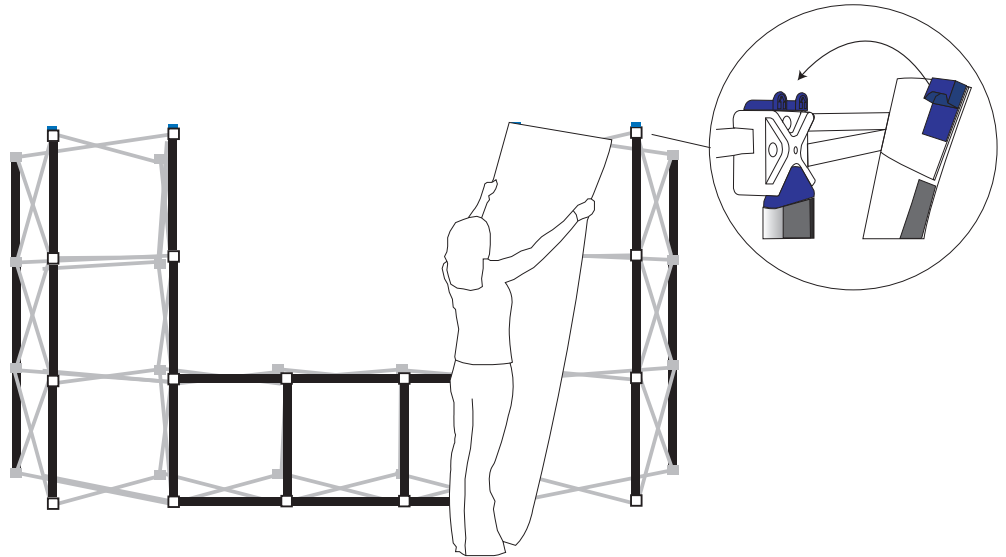


Find the two blue locating lugs fixed to the black plastic stiffening strip at the top rear of each full length (2220mm) graphic or fabric panel.

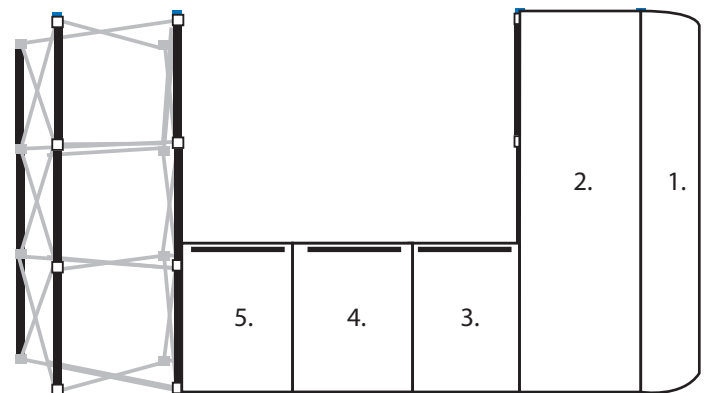


These locating lugs go over the blue pins at the top of the frame. The edge of each panel lays down the centre of three vertical magnetic bars.

*the magnetic bar is polarised and has THREE places where the graphic will locate. Make sure it is down the centre of the bar!*



With the first two full length panels in place, use their bases to align the three short panels.



Place the remaining panels on the frame in the following order.

